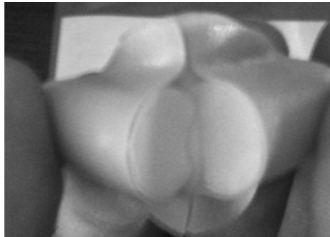



Papseal in closed position.


PAPSEAL™ INSTRUCTIONS:  
NONINVASIVE POSITIVE PRESSURE SEALING DEVICE FOR USE WITH NASOGASTRIC TUBES.




Papseal in Open position.



Trim each side at a beveled angle if required. (recommended). Compressing the ends is also an option if you do not want to trim/bevel the application.



Insert tube into center of the foam and close.



Extra Disc applied for sealing .

Papseal and Mask Positioning or alignment to permit sealing and/or reduced leak is important. Papseal has more compression than other products available improving comfort and sealing. Papseal is manufactured in the USA. Patent Pending. Strapparatus Inc. PO Box 6923 Forest Acres, SC 29260. [www.strapparatus.com](http://www.strapparatus.com) No Latex. Hypo-allergenic. Do Not Reuse. FEDERAL LAW RESTRICTS THE SALE OF THIS DEVICE BY OR ON THE ORDER OF A PHYSICIAN.



Registered FDA Manufacturer